



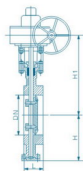
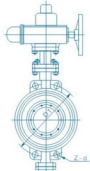
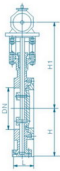
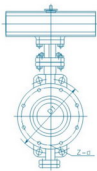
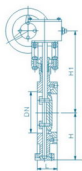
D373H/F



D673H/F



D973H/F



主要性能参数 Main performance parameter

公称口径 Nominal diameter DN(mm)	公称压力 Nominal pressure PN(MPa)	试验压力 Test pressure(MPa)			适用介质 Suitable medium	适用温度 Suitable temperature
		强度试验 Strength test	密封试验 Seal test	气密封试验 Gas seal test		
50 - 1400	0.25	0.375	0.275	0.5 - 0.7MPa	水、油品、蒸汽、 煤气、酸、碱等 Water, oil, steam, coal gas, acid, alkali	-40℃ - 570℃
	0.6	0.9	0.66			
	1.0	1.5	1.1			
	1.6	2.4	1.76			
	2.5	3.75	2.75			
	4.0	6.0	4.4			

主要零部件材料 Material for main parts

名称 Name	材料 Material
阀体 Body	碳钢、不锈钢、铬钼钒钢 Carbon steel, Stainless steel, Chrome-molybdenumvanadium steel
阀板 Disc	碳钢、不锈钢、铬钼钒钢 Carbon steel, Stainless steel, Chrome-molybdenumvanadium steel
阀杆 Stem	2Cr13 不锈钢、铬钼钒钢 Stainless steel, Chrome-molybdenum-vanadium steel
密封圈 Sealing ring	不锈钢、聚四氟乙烯、硬软叠层式金属片 Stainless steel, PTFE, Hard and soft laminated metal flakes
阀座 Seat	不锈钢、堆司太立等硬质合金 Stainless steel, Stellite etc. hard alloy
填料 Packing	柔性石墨、聚四氟乙烯 Flexible graphite, PTFE



连接尺寸 Connection dimension

单位Unit: mm

通径 Diameter		主要尺寸 Main dimension			0.25MPa			0.6MPa			1.0MPa		
mm	inch	L	H	H1	D1	Z-φ(M)d	a	D1	Z-φ(M)d	a	D1	Z-φ(M)d	a
D373H/F、D673H/F、D973H/F													
50	2	43	72	200	110	4-φ14	45°	110	4-φ14	45°	125	4-φ18	45°
65	2 1/2	46	110	225	130	4-φ14	45°	130	4-φ14	45°	145	4-φ18	45°
80	3	49	115	240	150	4-φ18	45°	150	4-φ18	45°	160	4-φ18	22° 30'
100	4	56	130	255	170	4-φ18	45°	170	4-φ18	45°	180	4-φ18	22° 30'
125	5	64	150	305	200	4-φ18	22° 30'	200	4-φ18	22° 30'	210	4-φ18	22° 30'
150	6	70	165	325	225	4-φ18	22° 30'	225	4-φ18	22° 30'	240	4-φ22	22° 30'
200	8	71	210	380	280	4-φ18	22° 30'	280	4-φ18	22° 30'	295	4-φ22	22° 30'
250	10	76	245	410	335	4-φ18	15°	335	4-φ18	15°	350	4-φ22	15°
300	12	83	280	460	395	4-φ22	15°	395	4-φ22	15°	400	4-φ22	15°
350	14	92	315	525	445	4-φ22	15°	445	4-φ22	15°	460	4-φ22	11° 15'
400	16	102	345	545	495	4-φ22	11° 15'	495	4-φ22	11° 15'	515	4-φ26	11° 15'
450	18	114	380	630	550	4-φ22	11° 15'	550	4-φ22	11° 15'	565	4-φ26	9° 15'
500	20	127	415	650	600	4-φ22	9°	600	4-φ22	9°	620	4-φ26	9°
600	24	154	460	680	705	4-φ26	9°	705	4-φ26	9°	725	4-φ30	9°
700	28	165	488	780	810	4-φ26	7° 3'	810	4-φ26	7° 3'	840	4-M27	7° 30'
800	32	190	572	860	920	4-φ30	7° 3'	920	4-φ30	7° 3'	950	4-M30	7° 30'
900	36	203	628	900	1020	4-φ30	7° 3'	1020	4-φ30	7° 3'	1050	4-M30	6° 26'
1000	40	216	698	1000	1120	4-φ30	6° 26'	1120	4-φ30	6° 26'	1160	4-M33	6° 26'
1200	48	254	810	1100	1320	4-φ30	5° 36'	1340	4-φ33	5° 36'	1380	4-M36	5° 38'
1400	56	279	940	1200	1520	4-φ30	5°	1560	4-φ36	5°	1590	4-M39	5°
通径 Diameter		主要尺寸 Main dimension			1.6MPa			2.5MPa			4.0MPa		
mm	inch	L	H	H1	D1	Z-φ(M)d	a	D1	Z-φ(M)d	a	D1	Z-φ(M)d	a
50	2	43	72	200	125	4-φ18	45°	125	4-φ18	45°	125	4-φ18	45°
65	2 1/2	46	110	225	145	4-φ18	45°	145	4-φ18	22° 30'	145	4-φ18	22° 30'
80	3	49	115	240	160	4-φ18	22° 30'	160	4-φ18	22° 30'	160	4-φ18	22° 30'
100	4	56	130	255	180	4-φ18	22° 30'	190	4-φ22	22° 30'	190	4-φ22	22° 30'
125	5	64	150	305	210	4-φ18	22° 30'	220	4-φ26	22° 30'	220	4-φ26	22° 30'
150	6	70	165	325	240	4-φ22	22° 30'	250	4-φ26	22° 30'	250	4-φ26	22° 30'
200	8	71	210	380	295	4-φ22	15°	310	4-φ26	15°	320	4-φ30	15°
250	10	76	245	410	355	4-φ26	15°	370	4-φ30	15°	385	4-φ33	15°
300	12	83	280	460	410	4-φ26	15°	430	4-φ30	11° 15'	450	4-φ33	11° 30'
350	14	92	315	525	470	4-φ26	11° 15'	490	4-φ33	11° 15'	510	4-φ36	11° 30'
400	16	102	345	545	525	4-φ30	11° 15'	550	4-φ36	11° 15'	585	4-φ39	11° 30'
450	18	114	380	630	585	4-M27	9°	600	4-M33	9°	610	4-M36	9°
500	20	127	415	650	650	4-M30	9°	660	4-M33	9°	670	4-M39	9°
600	24	154	460	680	775	4-M33	9°	770	4-M36	9°	795	4-M45	9°
700	28	165	488	780	840	4-M33	7° 30'	875	4-M39	7° 30'			
800	32	190	572	860	950	4-M36	7° 30'	990	4-M45	7° 30'			
900	36	203	628	900	1050	4-M36	6° 26'	1090	4-M45	6° 26'			
1000	40	216	698	1000	1170	4-M39	6° 26'	1210	4-M52	6° 26'			
1200	48	254	810	1100	1390	4-M45	5° 38'	1420	4-M52	5° 38'			
1400	56	279	940	1200	1590	4-M45	5°						

注：偏心型软密封(X)(J)蝶阀连接尺寸同上。

Note: Eccentric soft seal (X)(J) butterfly valve connection dimensions same as above.